

# Number Lotto 10-20 Teaching Notes (10, 11, 12, 13, 14, 15, 16, 17, 18, 19, 20)

20	17	12
11	18	14
15	16	13

This game is for pupils who are new to English to learn and recognise numbers from 10-20, as well as the four colours black, orange, pink and grey. The objective of the game is for pupils to identify numbers in sequence and randomly, and to recognise the four colours.

## Items to be printed

1. 2 sheets of teaching notes.
2. 2 sheets of number lines.
3. 2 sheets of number grids pages 3-4, to be cut and used as counters.
4. 4 sheets of stage 1 board game.
5. 4 sheets of stage 2 board game.
6. 4 sheets of stage 3 board game.
7. 1 sheet of Number Lotto Stage 3 Board Guide.

## How to make it up

1. Laminate all the sheets.
2. Cut up the counters on the number grids on pages 3-4.
3. Put all the number counters in a small bag or box.

## Language

### Colours

black, orange, pink and grey  
number line

## Numbers

10  
11  
12  
13  
14  
15  
16  
17  
18  
19  
20

## Language structures

Can you count up to.....?  
Let's count together.....  
Who has got a.....?  
Have you got a.....?  
I have got.....  
I have a.....  
He's got...  
She's got.....  
Which numbers are missing?  
Who has all the numbers?  
It's your turn.  
Whose turn is it now?  
It's my turn.

## How to play the game

Teacher/teaching assistant with 3 or 4 pupils. Please include pupils with a good command of English who can act as good role models.

The winner for each game is the first pupil to cover all their numbers with the counter cards.

### Stage 1

Give each pupil a number line. Talk about the colours and count the numbers up to 10. Encourage pupils to teach you to count using their home language.

- Give each pupil a number lotto board for stage 1, the same colour as their number line.
- Teacher/teaching assistant takes a number card from the container and reads out the colour and number:  
e.g. **Who has a pink 19?**  
Show them the number if needed.  
Encourage them to answer  
**I have a pink 19.**
- Pupils can use the number line to help them.

### Stage 2

- Play as Stage 1. At the end of the game ask the pupils which numbers were missing on their board.  
The number line can be used for this.

Funded by



### Stage 3


- Play as Stage 1. This game will reinforce the numbers and colours randomly. All the numbers from 10-20 are used in this game.
- *If you wish to use less than four boards use the guide to find which numbers are needed.*

### Follow up Activities


- Ask the pupils to sequence the numbers cards from 10-20.
- Remove one card from the 10-20 sequence and see if the pupil can tell which number card is missing.
- Pick the cards at random and see if they can count the appropriate number using Cuisenaire rods.
- Pick a number card at random and ask them what would the number be if it was **one more and one less**. Increase the number depending on the pupil's ability.
- Ask pupils to look for these numbers and colours in school and at home.
- Use objects to ensure that they can count 1:1 (e.g. gift wrapping paper with objects on it for younger children).



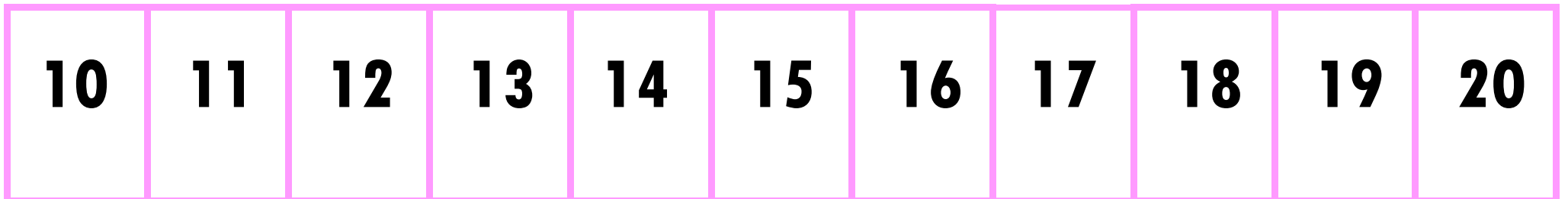
Number Lotto:10-20  
Additional Materials and Editors: Harvinder Bilkhu, Deborah Barkham  
Bristol EMAS: July 2005




**Number Line**




**Number Line**




**Number Line**




**Number Line**





**Teacher's Number Line**




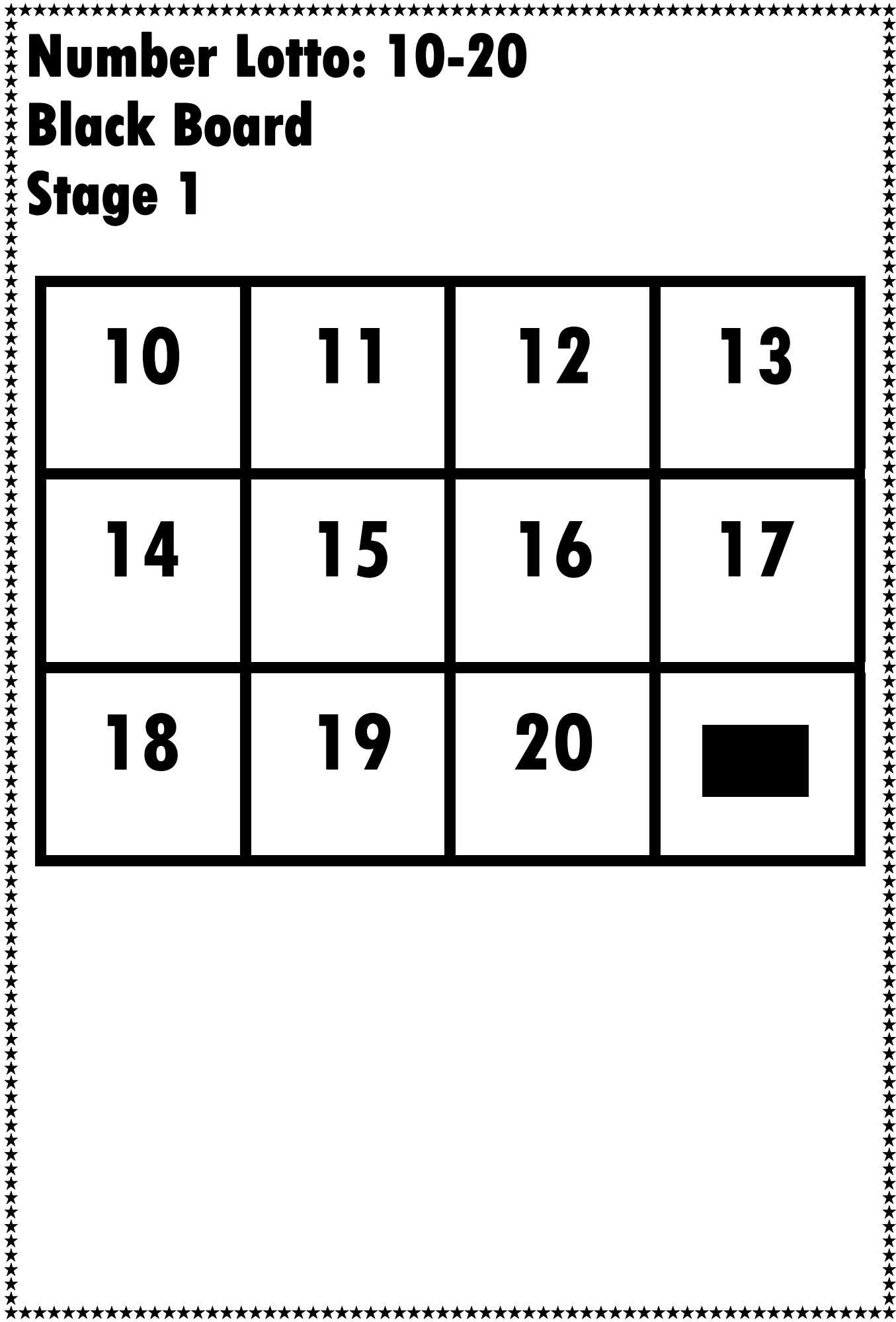
**Teacher's Number Line**

<b>10</b>	<b>11</b>	<b>12</b>	<b>13</b>
<b>14</b>	<b>15</b>	<b>16</b>	<b>17</b>
<b>18</b>	<b>19</b>	<b>20</b>	

<b>10</b>	<b>11</b>	<b>12</b>	<b>13</b>
<b>14</b>	<b>15</b>	<b>16</b>	<b>17</b>
<b>18</b>	<b>19</b>	<b>20</b>	

<b>10</b>	<b>11</b>	<b>12</b>	<b>13</b>
<b>14</b>	<b>15</b>	<b>16</b>	<b>17</b>
<b>18</b>	<b>19</b>	<b>20</b>	


<b>10</b>	<b>11</b>	<b>12</b>	<b>13</b>
<b>14</b>	<b>15</b>	<b>16</b>	<b>17</b>
<b>18</b>	<b>19</b>	<b>20</b>	



# Number Lotto: 10-20

## Black Board


### Stage 1

<b>10</b>	<b>11</b>	<b>12</b>	<b>13</b>
<b>14</b>	<b>15</b>	<b>16</b>	<b>17</b>
<b>18</b>	<b>19</b>	<b>20</b>	

# Number Lotto: 10-20

## Orange Board

### Stage 1


10	11	12	13
14	15	16	17
18	19	20	



# Number Lotto: 10-20

## Pink Board


### Stage 1

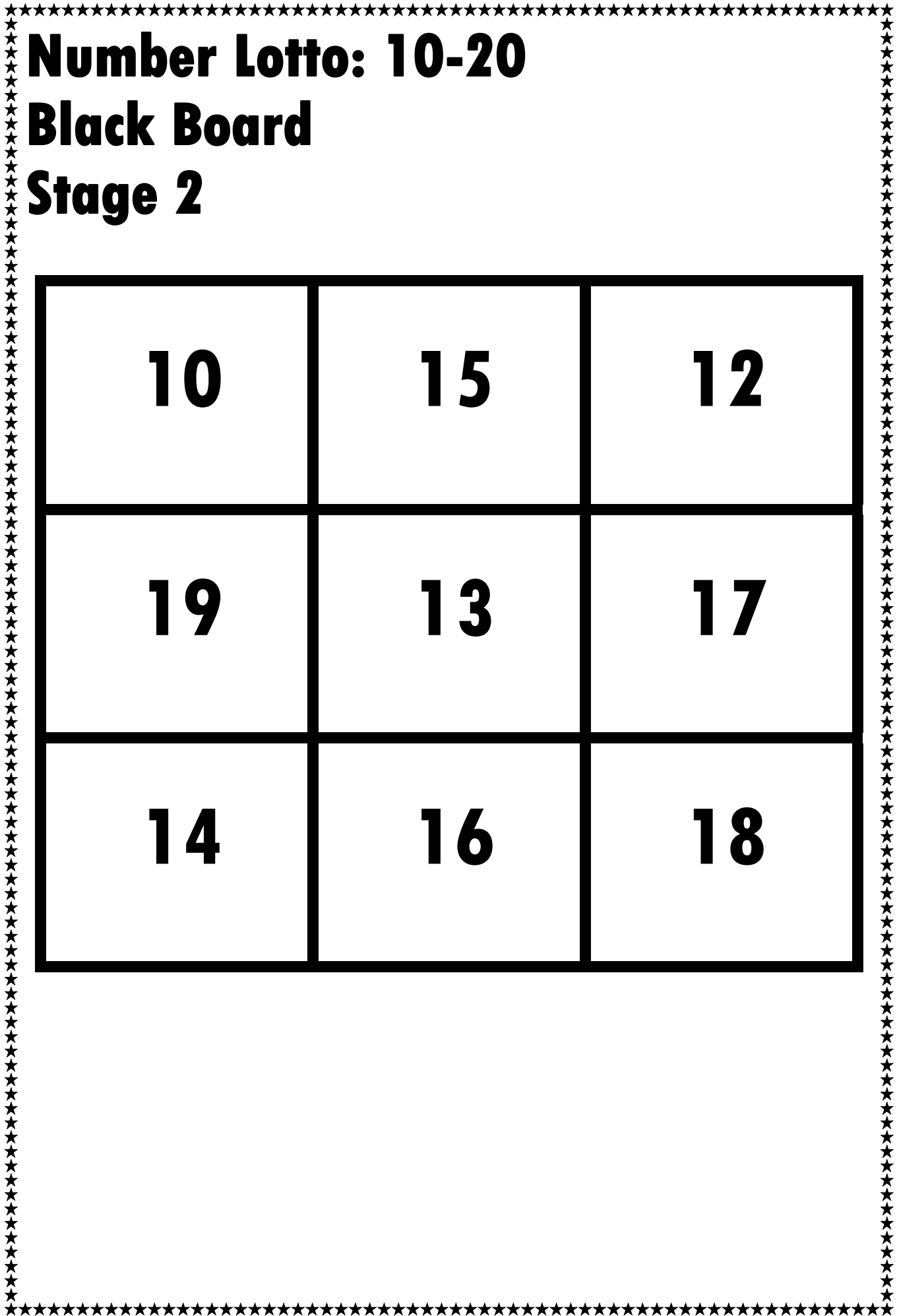
10	11	12	13
14	15	16	17
18	19	20	

# Number Lotto: 10-20

## Grey Board

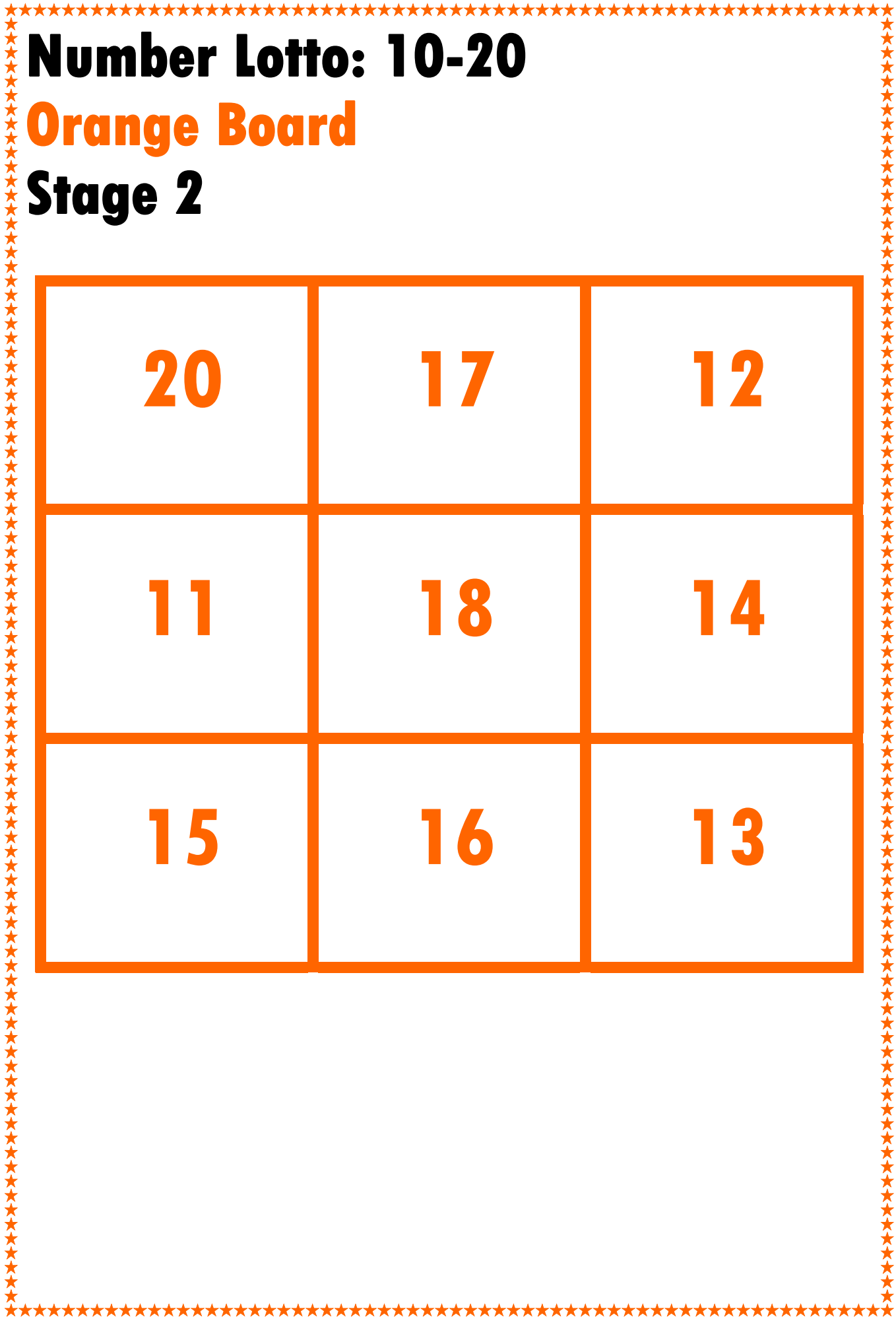
### Stage 1

10	11	12	13
14	15	16	17
18	19	20	



**Number Lotto: 10-20**  
**Black Board**  
**Stage 2**

<b>10</b>	<b>15</b>	<b>12</b>
<b>19</b>	<b>13</b>	<b>17</b>
<b>14</b>	<b>16</b>	<b>18</b>



# Number Lotto: 10-20

## Orange Board

### Stage 2

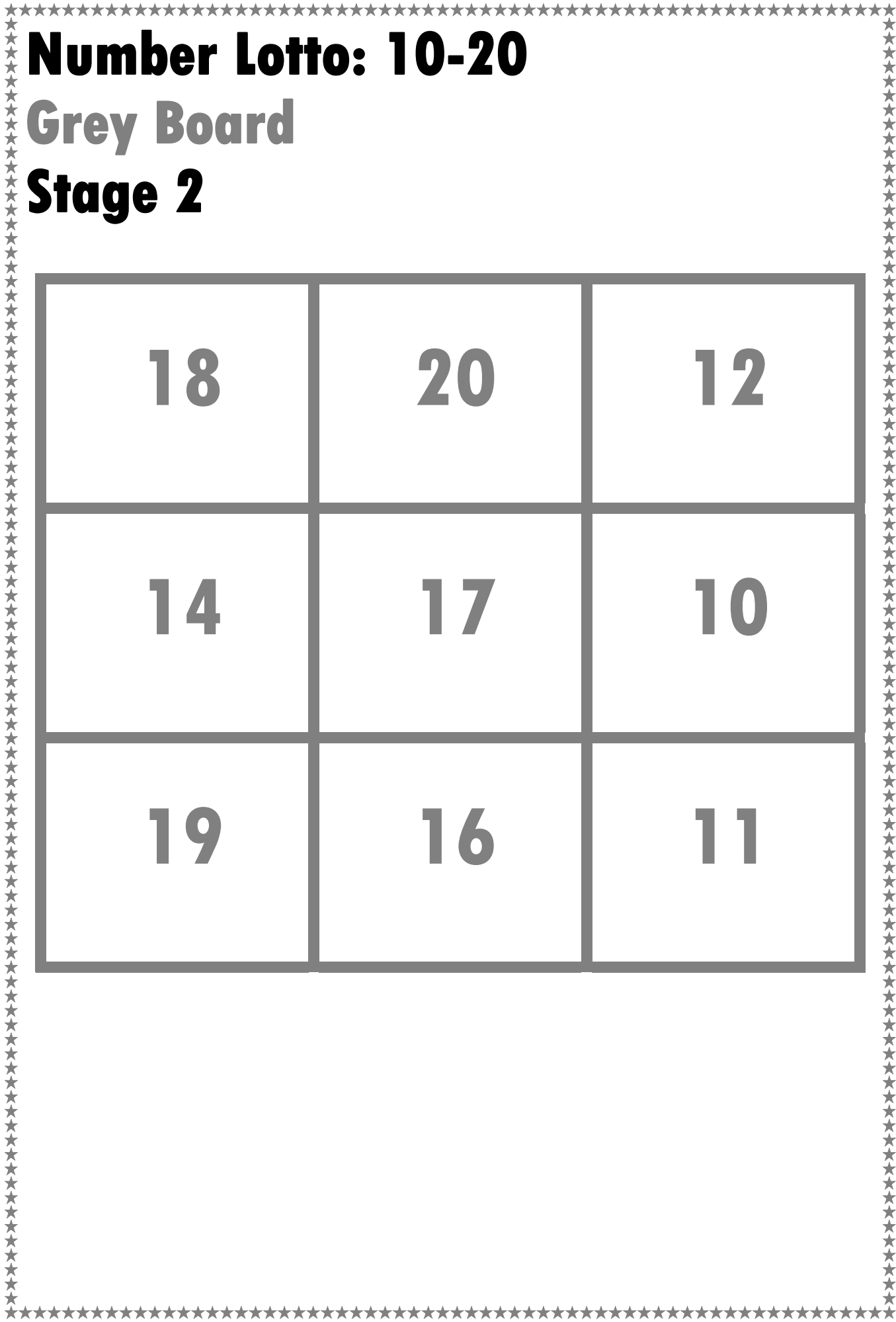
20	17	12
11	18	14
15	16	13

# Number Lotto: 10-20

## Pink Board

### Stage 2

15	20	10
18	14	19
17	13	11




# **Number Lotto: 10-20**

## **Grey Board**

### **Stage 2**


<b>18</b>	<b>20</b>	<b>12</b>
<b>14</b>	<b>17</b>	<b>10</b>
<b>19</b>	<b>16</b>	<b>11</b>



# Number Lotto: 10-20

## Black Board


### Stage 3

	<b>13</b>	<b>11</b>
<b>10</b>	<b>14</b>	<b>18</b>
<b>15</b>	<b>17</b>	<b>16</b>
<b>20</b>	<b>12</b>	<b>19</b>

# Number Lotto: 10-20

## Orange Board

### Stage 3

	10	16
20	12	13
19	11	15
14	17	18




# Number Lotto: 10-20

## Pink Board

### Stage 3

	11	12
10	16	15
19	18	17
13	20	14

Number Lotto: 10-20  
Grey Board  
Stage 3

	13	12
11	10	17
18	19	14
15	20	16

## Number Lotto 10-20 Stage 3 Board Guide

<b>Black Board</b>	<b>13</b> <b>16</b>	<b>11</b> <b>14</b> <b>20</b>	<b>10</b> <b>17</b> <b>19</b>	<b>12</b> <b>15</b> <b>18</b>
<b>Orange Board</b>	<b>12</b> <b>14</b> <b>18</b>	<b>10</b> <b>15</b> <b>19</b>	<b>11</b> <b>16</b> <b>20</b>	<b>13</b> <b>17</b>
<b>Pink Board</b>	<b>10</b> <b>17</b> <b>20</b>	<b>12</b> <b>16</b> <b>18</b>	<b>13</b> <b>15</b>	<b>11</b> <b>14</b> <b>19</b>
<b>Grey Board</b>	<b>11</b> <b>15</b> <b>19</b>	<b>13</b> <b>17</b>	<b>12</b> <b>14</b> <b>18</b>	<b>10</b> <b>16</b> <b>20</b>